




ECONOMIC DIVERSIFICATION FROM »»
THE ASPECT OF VISONTA

Strategy in 2006



Most typical jobs

Agriculture (1238–)

- Vineyards
- Vinery
- Plough fields

Industry

- Coal Mining (1930–2022)
- Electricity generation (1965–2022)

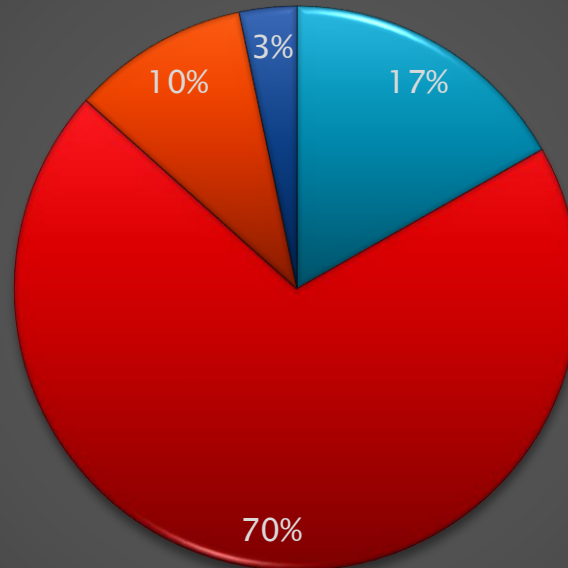


Number of enterprises

- ▶ Tax-paying enterprises: 198
 - Related of MVM Mátra Energia Zrt.: 57
 - Not Related of MVM Mátra Energia Zrt.: 83
 - Self-employed: 32
 - Firm: 51
 - Primary producers: 58
- ▶ Tax-free primary producers: 91

Revenue distribution

Revenues



■ State support

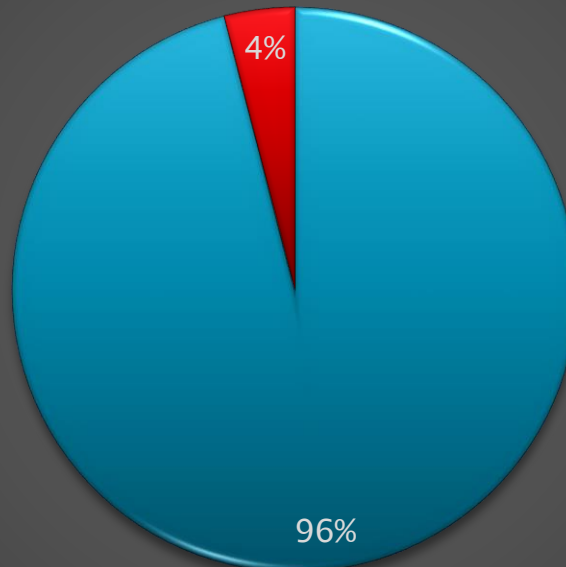
■ Local industry tax

■ Operating income

■ Development revenue

Distribution of local industry tax

Local industry tax



■ Related of MVM Mátra Energia Zrt.

■ Not Related of MVM Mátra Energia Zrt.

Threats of transition



- ▶ The possibility of rising unemployment
- ▶ Poor public transport
- ▶ Declining development opportunities
- ▶ Migration

ECO market

















Visonta in pictures



Thank you for your kind attention

We are thinking in the area.



VISONTA 2022